

PASSING THE TEST

Your guide to GED® success



3rd edition



WHAT YOU NEED TO KNOW

YOU CAN TAKE THE GED® TEST IF YOU:

- Are at least 18 years old
- Are 16 or 17 years old and have the completed paperwork that your state may require
- Aren't enrolled in high school

Check your state policies for any additional requirements to take the GED® test in your area.

WHY SHOULD I TAKE THE GED® TEST?

Didn't finish high school? Don't let that stop you! Taking the GED® test is your first step to a better future.

Take the GED® test if you want to:

- Go to college
- Go to career or vocational training
- Get a better job
- Have a career doing something you love
- Make more money
- Make your family proud

Whatever your dream is, the GED® test will help you make it happen.

"Don't just sit around and think about it, get up and do it... [It'll] help to get a start on your career... [and] help to have a better life."

— Taysha, GED® graduate

TEST COST
\$0 — \$40

per test subject

The cost varies by state, but you can pay for it one subject at a time. And we'll help pay for your retake if you don't pass!

The test is offered in
2 languages

English

Spanish

(in most states)



Alondra, GED® graduate

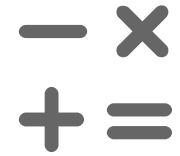
The GED® test is made up of **4 test subjects**



Reasoning Through Language Arts (RLA)



Science



Mathematical Reasoning



Social Studies

WILL IT HELP ME GET A JOB OR GET INTO COLLEGE?

You bet!

97%

The percentage of colleges and employers that accept the GED® transcript.

That's because it's been the **leading high school equivalency program** for more than 75 years!

To pass the GED® test, get a score of **145** in each subject. Get a score of **165** in any subject to earn GED® College Ready or **175** to earn GED® College Ready + Credit in that subject.



Both the GED® College Ready and the GED® College Ready + Credit scores mean you are ready to take college level courses. Earn the GED® College Ready + Credit score and you could receive up to 10 college credits to apply to your course of study.

GET YOUR SCORES IN **3 HOURS** OR LESS!



The test is delivered on computer at an authorized testing center. You must take the test in person, at a testing center.

More than **20 million** people have taken the GED® test to earn their diploma and move on to a rewarding career. **You could be next!**

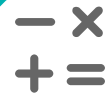
WHAT'S ON THE TEST?

Find out what's on the GED® test by test subject




Reasoning Through Language Arts

- 150 minutes
- Includes a 10-minute break
- Includes one essay that you have 45 minutes to write
- Measures your:
 - » Ability to read closely, write clearly, and edit and understand written text
 - » Ability to understand, interpret, and answer questions based on text
 - » Ability to use evidence to support an argument
 - » Understanding of basic English skills at a level needed to succeed in college or a job



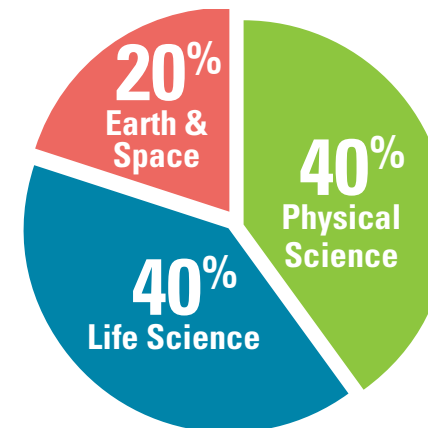
Mathematical Reasoning

- 115 minutes
- 2 parts with a short break
 - » No calculator allowed on the first part
 - » You can use a TI-30XS calculator for the remaining questions
- Math formulas and a calculator reference guide provided
- Measures your problem-solving abilities in the following areas:



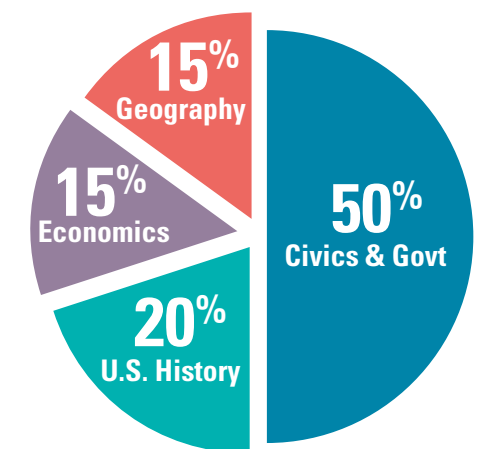
Science

- 90 minutes
- No break
- May include up to 2 short answer questions
- Can use a TI-30XS calculator
- Measures your:
 - » Ability to read, understand, and interpret science-related texts
 - » Problem-solving abilities in science-related situations



Social Studies

- 70 minutes
- No break
- Can use a TI-30XS calculator
- Measures your:
 - » Ability to read, understand, and interpret social studies-related texts
 - » Problem-solving abilities in social studies-related situations



YOUR GED® EXPERIENCE

It all starts when you set up your free MyGED® account at GED.com

Use your MyGED® account to:

- Get study materials
- See your state's testing rules
- Schedule your test
- See your scores once you've taken the test

MyGED® is the only start-to-finish website that has everything you need to pass the test. Get started at GED.com.

MyGED® is available 24/7 on your computer, smartphone, or tablet.



Eunice, GED® graduate



How can I start studying?

Log into MyGED® to find materials that help you study for the test. Click on the "Study" tab to find:

- **Classes.** Gain confidence and prepare for the test at a local prep center or with online classes
- **GED Ready® practice test.** The only practice test that tells you if you're likely to pass the real thing
- **GED Flash™.** Practice anytime, anywhere with 1,000's of mobile-friendly practice questions
- **GED Marketplace®.** An online store with trusted GED® study materials

What can I expect on test day?

Get helpful tips in MyGED® so you know what to expect on test day. You'll also find:

- **Computer-based testing tutorial.** See what the GED® test on computer looks like and the types of questions on the test
- **Calculator tutorial.** Learn how to use the TI-30XS calculator you'll use on the test
- **Math formula sheet.** Look at the formula sheet that you can use on test day

HOW DO I KNOW IF I'M READY?

The best way to find out if you're ready for the GED® test is to take the GED Ready® practice test

It's the *only* practice test that tells you if you're likely to pass the real thing.

Once you take the GED Ready® practice test, you'll get your Enhanced Score Report. It tells you if you'll pass and gives you a personalized study plan to score higher.

Working with a teacher? Print out your Enhanced Score Report and give it to your teacher to review the results together!

"The GED Ready® [practice test] stands out as the most useful tool. It helped determine when I was ready to take the test, the types of questions I had to look forward to on the test, and also showed me what I needed to study."

— Jacob, GED® graduate

Devin, GED® graduate



Where do I get GED Ready®?

Buy the GED Ready® practice test in your MyGED® account at GED.com.

You can also take the GED Ready® practice test in most adult education centers.

Once the practice test tells you that you're ready, you should schedule and take that GED® test subject as soon as possible.

How do I schedule my test?

Scheduling your test is easier than ever. Just log into your MyGED® account and click on the "Schedule Test" tab to make your appointment.



92% of test-takers who took the GED Ready® practice test would recommend it to others!

WHAT DO MY SCORES LOOK LIKE?

Log into MyGED® after you take the GED® test or GED Ready® for your Enhanced Score Report

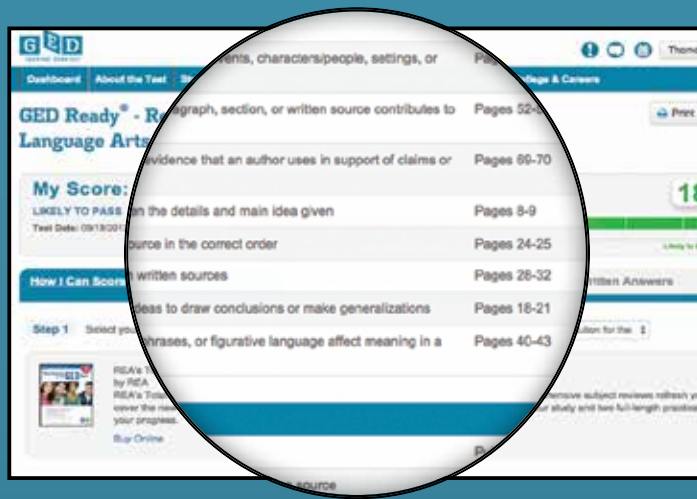
What are the headings in my score report?

How I Can Score Higher – See exactly what you should work on to score higher with your personal study plan! Pick your favorite study material and get the pages and chapters you need to study.

What My Score Means – Shows what you did well on when you took your test.

Review My Written Answers – What you see in this section depends on what test you took.

- GED® test — See your written response scores (for Reasoning Through Language Arts only)
- GED Ready® practice test — Working with a teacher? Show your written answers to your teacher so they can grade your responses



When can I expect my scores?

GED Ready® practice test scores will be ready as soon as you finish the test.

GED® test scores are usually ready in 3 hours or less. Sometimes it can take a few days. You'll get an email letting you know when your scores are ready.

GED Ready® practice test

Likely to Pass (145–200)



You're ready and should schedule your test.

Too Close To Call (134–144)



You may be ready, but should study more before you take the test.

Not Likely to Pass (100-133)



You need to study more before you take the test.

GED® test

GED® College Ready + Credit (175-200)



You passed and scored in the highest possible range. Not only did you show that you are ready to take college level courses, you may be eligible for up to 10 college credit hours.

GED® College Ready (165-174)




You passed and showed that you are ready to take college level courses, and you may qualify for waivers from placement testing.

Pass / High School Equivalency (145-164)



Congratulations! You passed and showed the same skills as a graduating high school senior.

Below Passing (100-144)



You did not pass and need to retake the test.

AFTER THE TEST, NOW WHAT?

How do I get my transcript and diploma?



Once you've passed all 4 test subjects, you can get your transcript and diploma in the "My Scores" section of your MyGED® account.

Discover career options on GED.com

- Take a career assessment, learn more about careers that are a good fit for you, and watch videos featuring people currently working in those careers

What if I don't pass?

Didn't pass your test? Don't worry! Here's what you need to know about retaking your test:

- Use your personal study plan from your Enhanced Score Report to study before you try again.
- Once you're ready to try again, schedule your retake in your MyGED® account.
- You can retake the test right away, if your state doesn't have any policies about waiting.
- After you take a subject 3 times, you have to wait 60 days before retesting.

We'll help pay for your retake! For every subject you don't pass, you'll get \$20 off your next 2 retakes in that subject. Plus, some states may give you an extra discount!



Eduardo, GED® graduate

READY TO AIM HIGHER?

Read the story of one of our graduates

"If you aim high you'll get far, but if you settle for less, that's what you'll get in life."

— Tremayne

Tremayne C. Maryland GED® Graduate

Tremayne dropped out of high school at 17 when his family moved out of the area. After moving, he wasn't able to catch up at school. By the time he was 19, he knew dropping out was a huge mistake. So he started studying for the GED® test.

Tremayne used MyGED® to help him pass. "It was great! You could buy study materials, schedule and pay for your test."

Since passing the GED® test, Tremayne has been accepted to a community college. He wants to become an engineer and start his own construction business.



What will your story be?

Start with MyGED® at GED.com and join the 20 million graduates!



Peter, GED® graduate



What if I need an accommodation?

If you need an accommodation, you'll have a different testing experience. To get started:

- Set up your MyGED® account at GED.com
- Answer "Yes" when asked if you need modified testing conditions (accommodations) during your account set-up.
- You'll get a message about the paperwork you need to complete your request.

What is an accommodation?

Test-takers with a disability or other condition can request modified testing conditions (accommodations) for the GED® test. Your request must include a report from your doctor or psychologist.

HOW DO I GET STARTED? JUST FOLLOW THESE SIMPLE STEPS:

SIMPLE STEPS TO TAKE THE GED® TEST

- Set up your free MyGED® account at GED.com
- Find study materials that are right for you
- Study and find out if you're ready for the test with the GED Ready® practice test
- Schedule your test online using MyGED® at GED.com
- Take the test in person at a testing center
- Log into MyGED® at GED.com to check your scores
- Schedule your next test
- Once you've passed all 4 test subjects, request your transcript and diploma
- Celebrate!